



HOW TO BOOK A TAN – IN THE STUDIO

Using a computer...

Step 1.

Go to the Spray Aus website using your internet browser and click on the tab at the top of the page 'Book a tan'. This will take you to two different ways of booking –

In the Salon

In your home



BOOK NOW

IN YOUR HOME

Step 2.

IN THE SALON

Click on the tab 'In the Salon' which will redirect you to our online booking system.

Step 3.

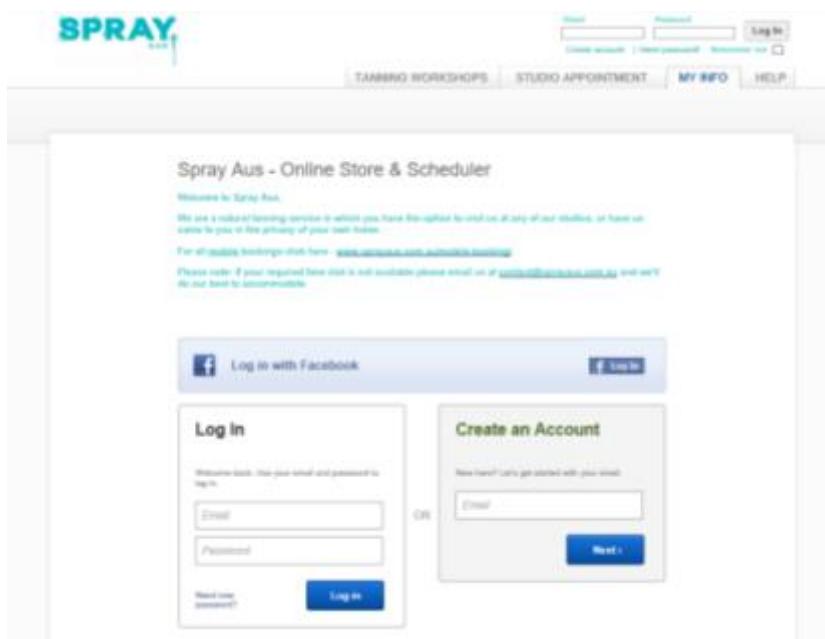
- CREATE AN ACCOUNT

If you haven't already, create an account by entering your email address in the box provided.

This will direct you to 'My Info' where you will need to fill out basic information in order to create your account.

- LOG IN

Simply log in if you already have an account with us!





HOW TO BOOK A TAN – IN THE STUDIO

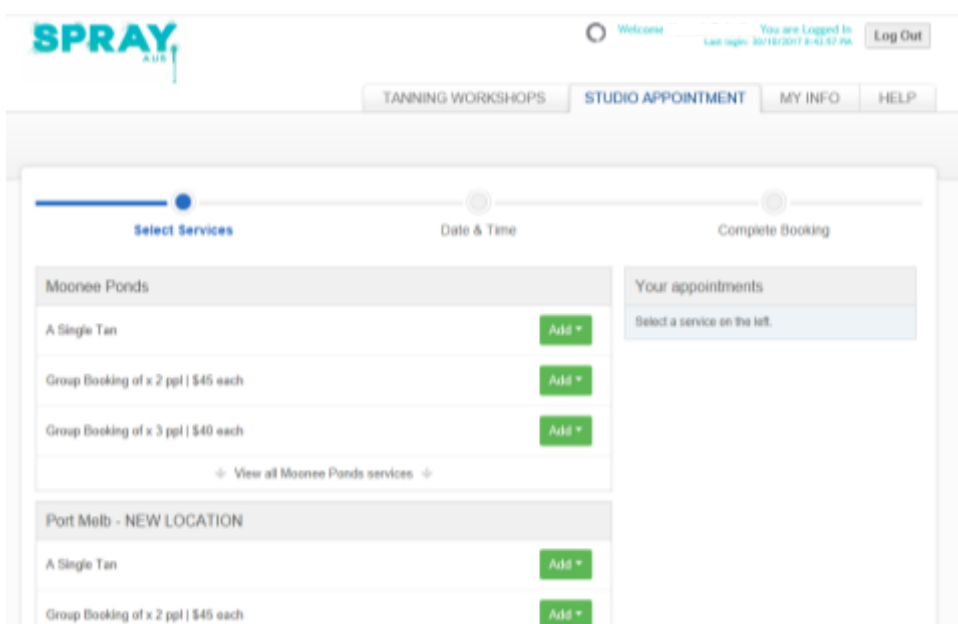
Using a computer - continued...

Step 4.

Click on the tab at the top of the page 'Studio Appointment'.

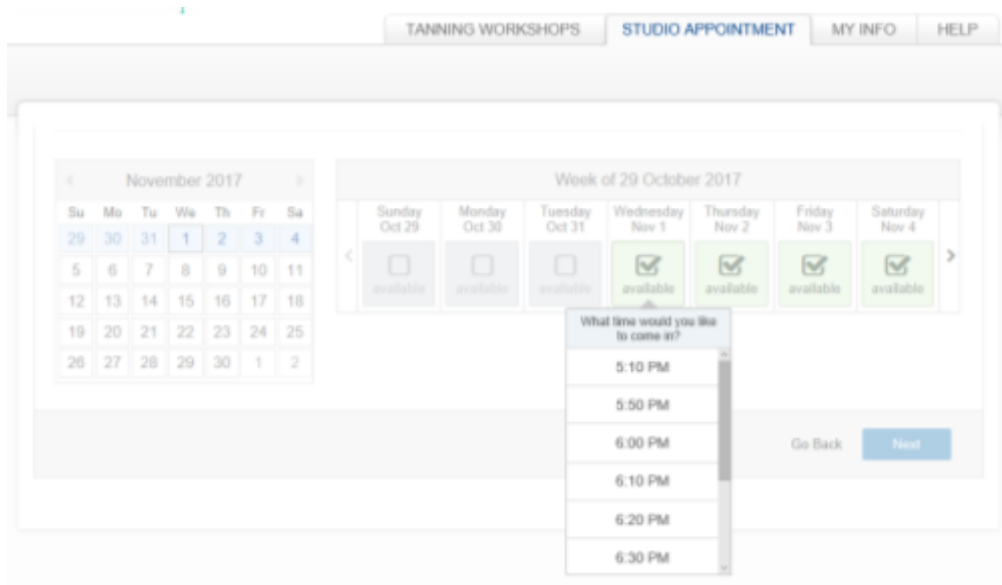
Scroll down the page to choose from our three locations; Moonee Ponds, Port Melbourne & South Yarra.

Under each location you will find a number of different tanning options.



Step 5.

Select which service you would like to purchase at your preferred location using the green 'Add' tab.



Step 6.

Select which date you'd like to come in which will also prompt you to then select an available time.



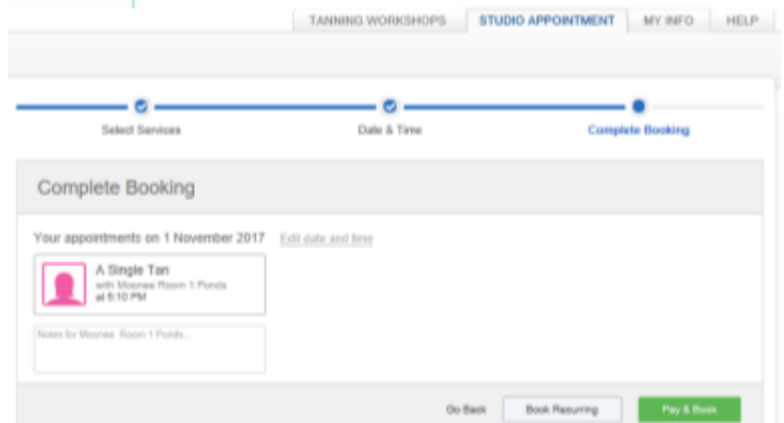
HOW TO BOOK A TAN – IN THE STUDIO

Using a computer - continued...

Step 7.

PAY & BOOK

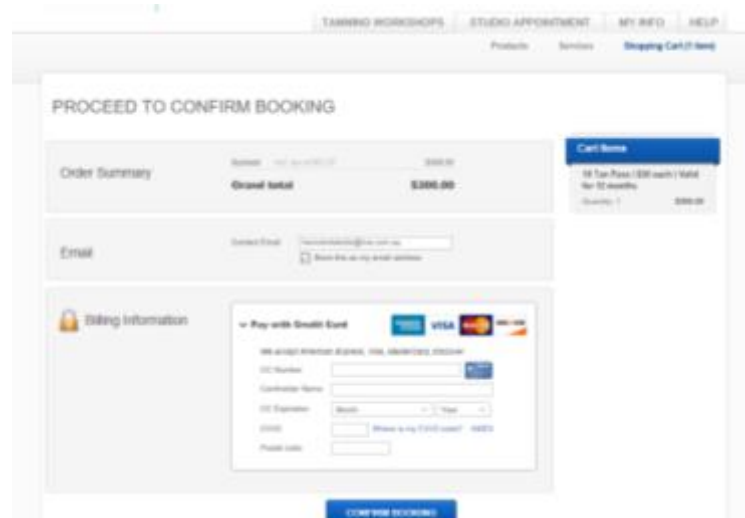
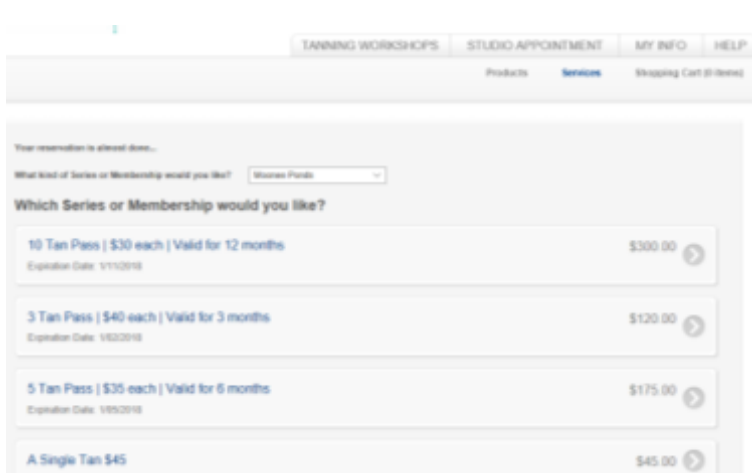
Click the green 'Pay & Book' button to confirm your appointment. Here, you will be asked whether you want to purchase a single tan or a 10 tan pass for example.



Step 8.

Once you have selected which membership you would like you will be directed to enter your payment details before confirming your booking.

**Please remember to tick the box 'Subscribe to email reminders & notifications' which is found under the 'My Info' tab. Don't worry, we won't spam you but will send you confirmation details for your booking!



A NOTE ON RESCHULING

If you need to reschedule your booking please see our 'HOW TO RESCHULE YOUR BOOKING' info page under ...???